



Câmara Municipal de Assis
ESTADO DE SÃO PAULO

Assis, 06 de março de 2020

Aos nobres vereadores
CARLOS ALBERTO BINATO
Vereador PSDB

LUÍS REMO CONTIN
Vereador PP

Referente: Resposta ao requerimento nº 38/2020 – Informações quanto a apresentação de Projeto de resolução de redução do subsídio dos vereadores para a próxima legislatura.

Nobres Pares,

Ao cumprimentá-los cordialmente, servimo-nos do presente para encaminhar aos senhores resposta ao requerimento nº 38/2020, no qual requer informações da Mesa Diretora da Câmara Municipal de Assis quanto a apresentação de Projeto de Resolução para redução do subsídio dos vereadores para a próxima Legislatura.

CONSIDERANDO que nos termos do art. 39, § 4º da Constituição Federal - CF, o subsídio tem um sentido mais estrito, pois designa a remuneração, fixa e mensal, paga aos agentes políticos, aos quais é vedado o acréscimo de qualquer gratificação, adicional, abono, prêmio, verba de representação ou outra espécie remuneratória.

CONSIDERANDO e respeitando ao princípio da anterioridade conforme preconiza o art. 29, VI da Constituição, que diz "VI - o subsídio dos Vereadores será fixado pelas respectivas Câmaras Municipais em cada legislatura para a subsequente, observado o que dispõe esta Constituição, observados os critérios estabelecidos na respectiva Lei Orgânica e os seguintes limites máximos: (Redação dada pela Emenda Constitucional no 25, de 2000)".



Câmara Municipal de Assis

ESTADO DE SÃO PAULO

CONSIDERANDO que atualmente os subsídios dos vereadores obedecem à limitação estabelecida pelo inciso VI, do art. 29, da CF, no qual prevê que os vereadores do município de Assis, façam jus a até 50% em relação ao subsídio dos deputados estaduais.

CONSIDERANDO que em conjunto com os demais pares, fora acordado de apresentação de projeto de resolução que mantenha os subsídios de todos os agentes políticos do Município de Assis.


CONSIDERANDO que os valores pagos a título de subsídio aos edis estão abaixo dos valores de cidades vizinhas com quantidade populacional abaixo de Assis e sessões ordinárias escalonadas.

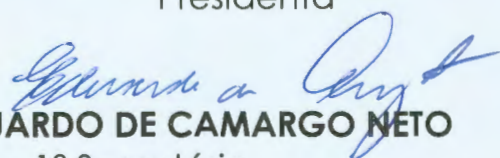
CONSIDERANDO que de acordo com a plataforma "Mapas das Câmaras", do Tribunal de Contas do Estado de São Paulo, este Poder Legislativo tem mostrado gastos muito abaixo, levando em consideração o tamanho de nosso município e quantidade de vereadores.


Anexo a este encaminhamos o resultado da Lista Geral das Câmaras fornecidas pelo sítio do Tribunal de Contas do Estado de São Paulo.

Continuamos à disposição, para quaisquer informações que se façam necessárias, ao tempo em que colho a oportunidade para renovar-lhe protestos de estima


ELIZETE MELLO DA SILVA
Presidenta


REINALDO ANACLETO
Vice-Presidente


EDUARDO DE CAMARGO NETO
1º Secretário


VINICIUS GUILHERME SIMILI
2º Secretário



Câmara Municipal de Assis

ESTADO DE SÃO PAULO

ANEXO I – Mapa das Câmara

Município	Quantidade de Vereadores	População	Despesa Liquidada com Pessoal e Custeio per capita	Despesa Liquidada com Pessoal e Custeio	Receita Própria
Adamantina	9	35.023	R\$49,11	R\$1.720.011,29	R\$ 25.592.869,54
Adolfo	9	3.571	R\$238,31	R\$851.016,11	R\$ 2.512.924,35
Aguaí	13	35.954	R\$52,06	R\$1.871.860,98	R\$ 12.451.848,40
Águas da Prata	9	8.137	R\$123,59	R\$1.005.690,84	R\$ 3.867.013,68
Águas de Lindóia	9	18.599	R\$55,52	R\$1.032.644,69	R\$ 29.533.007,55
Águas de Santa Bárbara	9	6.040	R\$260,67	R\$1.574.419,29	R\$ 12.505.215,38
Águas de São Pedro	9	3.380	R\$277,20	R\$936.934,21	R\$ 10.164.449,39
Agudos	13	37.023	R\$136,86	R\$5.066.833,89	R\$ 12.674.874,20
Alambari	9	5.918	R\$106,26	R\$628.865,45	R\$ 2.596.512,80
Alfredo Marcondes	9	4.147	R\$174,16	R\$722.228,04	R\$ 1.049.602,69
Altair	9	4.134	R\$272,09	R\$1.124.837,05	R\$ 1.037.533,49
Altinópolis	11	16.164	R\$78,23	R\$1.264.436,57	R\$ 8.056.199,41
Alto Alegre	9	4.110	R\$211,63	R\$869.809,65	R\$ 1.488.976,49
Alumínio	9	18.484	R\$210,07	R\$3.882.877,01	R\$ 10.299.346,76
Álvares Florence	9	3.712	R\$259,73	R\$964.099,97	R\$ 1.944.738,94
Álvares Machado	9	24.830	R\$69,26	R\$1.719.814,87	R\$ 8.276.374,44
Álvaro de Carvalho	9	5.179	R\$139,49	R\$722.419,27	R\$ 1.377.779,84
Alvinlândia	9	3.206	R\$199,76	R\$640.442,33	R\$ 579.842,55
Americana	19	237.112	R\$97,83	R\$23.196.555,85	R\$ 249.448.176,28
Américo Brasiliense	13	39.962	R\$54,11	R\$2.162.449,35	R\$ 15.142.153,41
Américo de Campos	9	5.956	R\$128,04	R\$762.584,76	R\$ 1.932.937,35
Amparo	12	71.700	R\$54,98	R\$3.942.040,17	R\$ 57.653.751,54
Analândia	9	4.933	R\$240,63	R\$1.187.026,21	R\$ 3.855.991,73
Andradina	15	57.112	R\$115,43	R\$6.592.471,73	R\$ 36.375.534,89
Angatuba	9	24.969	R\$60,20	R\$1.503.216,90	R\$ 8.875.649,92
Anhembi	9	6.627	R\$154,90	R\$1.026.521,39	R\$ 5.983.481,71
Anhumas	9	4.085	R\$165,16	R\$674.679,68	R\$ 942.710,37
Aparecida	9	36.129	R\$106,37	R\$3.842.894,02	R\$ 33.187.842,07
Aparecida d'Oeste	9	4.234	R\$191,47	R\$810.691,14	R\$ 1.129.915,37
Apiáí	11	24.526	R\$93,39	R\$2.290.524,62	R\$ 6.158.241,60
Araçariguama	11	21.854	R\$200,94	R\$4.391.407,74	R\$ 33.171.875,63
Araçatuba	15	195.874	R\$112,97	R\$22.128.043,45	R\$ 160.649.828,68
Araçoiaba da Serra	9	33.499	R\$47,61	R\$1.595.001,56	R\$ 22.791.892,73
Aramina	9	5.585	R\$131,79	R\$736.043,63	R\$ 2.461.561,64
Arandu	9	6.348	R\$166,20	R\$1.055.037,65	R\$ 6.135.877,24
Arapeí	9	2.478	R\$278,14	R\$689.237,94	R\$ 703.522,54
Araraquara	18	233.744	R\$68,38	R\$15.984.239,57	R\$ 238.606.796,46
Araras	11	132.934	R\$36,49	R\$4.851.318,03	R\$ 119.775.411,16



Câmara Municipal de Assis

ESTADO DE SÃO PAULO

Arco-Íris	9	1.811	R\$333,14	R\$603.314,33	R\$	529.889,6
Arealva	9	8.505	R\$77,40	R\$658.281,38	R\$	2.382.283,6
Areias	9	3.876	R\$187,38	R\$726.302,71	R\$	971.156,9
Areiópolis	9	11.099	R\$112,88	R\$1.252.849	R\$	2.140.731,2
Ariranha	9	9.573	R\$132,93	R\$1.272.545,63	R\$	2.478.075,4
Artur Nogueira	12	53.450	R\$43,41	R\$2.320.141,85	R\$	24.530.411,6
Arujá	15	88.455	R\$155,31	R\$13.737.771,66	R\$	95.816.685,0
Aspásia	9	1.825	R\$386,52	R\$705.406,10	R\$	261.785,3
Assis	15	103.666	R\$69,64	R\$7.219.463,62	R\$	73.765.571,9
Atibaia	11	141.398	R\$83,10	R\$11.750.269,96	R\$	214.271.563,7
Auriflama	9	15.123	R\$102,46	R\$1.549.481,98	R\$	6.674.896,1
Avai	9	5.369	R\$225,38	R\$1.210.055,54	R\$	2.608.782,6
Avanhandava	9	13.433	R\$81,42	R\$1.093.693,61	R\$	4.917.945,7
Avaré	13	90.063	R\$47,08	R\$4.240.545,80	R\$	76.366.330,4
Bady Bassitt	9	17.236	R\$64,71	R\$1.115.322,24	R\$	13.150.569,3
Balbinos	9	5.532	R\$129,20	R\$714.745,61	R\$	490.975,7
Balsamo	9	8.994	R\$64,09	R\$576.410,08	R\$	3.865.040,0
Bananal	9	10.896	R\$110,16	R\$1.200.303,92	R\$	3.643.730,6
Barão de Antonina	9	3.441	R\$258,92	R\$890.938,74	R\$	812.151,5
Barbosa	9	7.335	R\$119,94	R\$879.750,90	R\$	1.506.100,6
Bariri	9	34.961	R\$23,86	R\$834.123,57	R\$	16.710.640,3
Barra Bonita	13	36.127	R\$73,34	R\$2.649.552,73	R\$	23.549.672,3
Barra do Chapéu	9	5.688	R\$120,69	R\$686.479,22	R\$	830.061,3
Barra do Turvo	9	7.687	R\$179,07	R\$1.376.530,82	R\$	4.747.333,0
Barretos	17	121.344	R\$87,43	R\$10.609.250,29	R\$	121.242.857,0
Barrinha	11	32.434	R\$78,70	R\$2.552.642,42	R\$	7.311.089,5
Barueri	21	271.306	R\$187,20	R\$50.789.265,04	R\$	1.674.152.002,6
Bastos	11	20.954	R\$97,90	R\$2.051.350,96	R\$	5.487.675,4
Batatais	15	62.024	R\$86,60	R\$5.371.103,63	R\$	27.972.107,6
Bauru	17	374.272	R\$44,89	R\$16.799.668,82	R\$	351.535.111,1
Bebedouro	11	77.436	R\$84,85	R\$6.570.169,10	R\$	46.241.996,8
Bento de Abreu	9	2.955	R\$251,08	R\$741.945,10	R\$	1.657.695,1
Bernardino de Campos	9	11.137	R\$103,52	R\$1.152.951,96	R\$	3.505.397,1
Bertioga	9	61.736	R\$179,12	R\$11.058.135,76	R\$	185.368.062,1
Bilac	9	7.949	R\$80,57	R\$640.423,06	R\$	3.790.550,1
Birigui	17	122.359	R\$64,23	R\$7.859.379,74	R\$	81.690.639,1
Biritiba-Mirim	13	32.251	R\$78,54	R\$2.532.880,26	R\$	7.015.232,1
Boa Esperança do Sul	9	14.824	R\$40,29	R\$597.255,56	R\$	6.558.137,1
Bocaina	9	12.204	R\$83,55	R\$1.019.605,16	R\$	6.096.794,1
Bofete	9	11.534	R\$136,19	R\$1.570.818,70	R\$	4.543.413,1
Boituva	13	59.793	R\$56,11	R\$3.354.767,32	R\$	56.827.258,1
Bom Jesus dos Perdões	11	24.898	R\$73,30	R\$1.825.028,40	R\$	19.014.492,1
Bom Sucesso de Itararé	9	3.923	R\$179,33	R\$703.513,42	R\$	715.000,1
Borá	9	836	R\$868,37	R\$725.956,71	R\$	448.308,1
Boracéia	9	4.776	R\$116,26	R\$555.259,50	R\$	1.090.261,1



Câmara Municipal de Assis

ESTADO DE SÃO PAULO

Borborema	9	15.925	R\$94,20	R\$1.500.112,06	R\$ 7.617.048,70
Borebi	9	2.621	R\$265,47	R\$695.793,32	R\$ 1.968.032,36
Botucatu	11	144.820	R\$30,28	R\$4.385.692,70	R\$ 86.787.760,64
Bragança Paulista	19	166.753	R\$100,91	R\$16.826.374,73	R\$ 180.507.840,07
Braúna	9	5.630	R\$117,38	R\$660.875,61	R\$ 1.963.594,70
Brejo Alegre	9	2.841	R\$389,17	R\$1.105.635,70	R\$ 1.111.104,02
Brodowski	11	24.592	R\$80,52	R\$1.980.214,09	R\$ 13.474.527,91
Brotas	11	24.163	R\$46,71	R\$1.128.601,23	R\$ 22.671.174,17
Buri	11	19.789	R\$101,73	R\$2.013.219,41	R\$ 4.983.003,49
Buritama	11	17.003	R\$112,34	R\$1.910.112,12	R\$ 9.473.290,33
Buritizal	9	4.447	R\$167,71	R\$745.792,87	R\$ 2.195.757,65
Cabrália Paulista	9	4.286	R\$146,98	R\$629.949,93	R\$ 1.565.698,07
Cabreúva	9	48.966	R\$49,13	R\$2.405.578,41	R\$ 39.958.162,98
Caçapava	10	93.488	R\$67,30	R\$6.291.386,70	R\$ 53.578.104,71
Cachoeira Paulista	13	33.067	R\$94,52	R\$3.125.474,09	R\$ 14.957.356,50
Caconde	9	18.961	R\$50,71	R\$961.470,68	R\$ 5.400.546,58
Cafelândia	11	17.689	R\$66,84	R\$1.182.265,90	R\$ 6.832.239,46
Caiabu	9	4.190	R\$200,03	R\$838.105,32	R\$ 1.039.849,03
Caieiras	10	100.129	R\$100,87	R\$10.099.901,70	R\$ 81.038.820,34
Caluá	9	5.800	R\$185,24	R\$1.074.389,81	R\$ 2.758.906,90
Cajamar	15	75.638	R\$238,26	R\$18.021.825,36	R\$ 156.754.999,52
Cajati	9	28.605	R\$106,81	R\$3.055.268,50	R\$ 17.137.000,68
Cajobi	9	10.486	R\$78,81	R\$826.414,70	R\$ 1.832.873,30
Cajuru	9	25.935	R\$54,22	R\$1.406.304,83	R\$ 7.302.571,20
Campina do Monte Alegre	9	5.991	R\$161,13	R\$965.301,42	R\$ 1.811.769,10
Campinas	33	1.194.094	R\$84,59	R\$101.005.217,36	R\$ 2.517.423.815,00
Campo Limpo Paulista	13	83.735	R\$75,37	R\$6.311.483,49	R\$ 50.128.988,20
Campos do Jordão	13	51.763	R\$86,06	R\$4.454.632,90	R\$ 80.866.013,20
Campos Novos Paulista	9	4.932	R\$219,06	R\$1.080.381,07	R\$ 1.599.296,90
Cananéia	9	12.539	R\$120,32	R\$1.508.672,04	R\$ 7.940.715,60
Canas	9	5.071	R\$158,95	R\$806.033,63	R\$ 2.634.805,30
Cândido Mota	9	31.212	R\$73,21	R\$2.284.931,64	R\$ 13.336.948,10
Cândido Rodrigues	9	2.787	R\$208,96	R\$582.382,18	R\$ 1.142.082,10
Canitar	9	5.139	R\$156,36	R\$803.539,10	R\$ 1.729.037,10
Capão Bonito	13	47.159	R\$71,83	R\$3.387.409,55	R\$ 18.523.975,20
Capela do Alto	11	20.419	R\$86,39	R\$1.764.069,29	R\$ 7.762.714,10
Capivari	13	55.141	R\$68,48	R\$3.775.868,85	R\$ 34.918.239,40
Caraguatatuba	15	119.625	R\$127,87	R\$15.296.833,89	R\$ 179.743.857,10
Carapicuíba	17	398.611	R\$33,38	R\$13.307.293,42	R\$ 147.656.826,10
Cardoso	9	12.303	R\$152,09	R\$1.871.150,95	R\$ 5.384.447,10
Casa Branca	11	30.237	R\$57,04	R\$1.724.589,07	R\$ 21.826.793,10
Cássia dos Coqueiros	9	2.542	R\$278,96	R\$709.104,84	R\$ 920.467,10
Castilho	11	20.738	R\$202,04	R\$4.189.902,47	R\$ 7.375.475,10
Catanduva	13	121.210	R\$72,68	R\$8.809.451,96	R\$ 110.942.977,10



Câmara Municipal de Assis

ESTADO DE SÃO PAULO

Catiguá	9	7.752	R\$116,05	R\$899.590,82	R\$ 2.569.258,13
Cedral	9	9.125	R\$121,51	R\$1.108.807,40	R\$ 11.819.817,56
Cerqueira César	11	19.774	R\$85,19	R\$1.684.452,86	R\$ 8.336.826,33
Cerquilha	13	48.074	R\$36,24	R\$1.742.062,43	R\$ 27.083.140,25
Cesário Lange	11	17.915	R\$74,79	R\$1.339.799,50	R\$ 8.940.103,12
Charqueada	11	17.009	R\$85,57	R\$1.455.417,96	R\$ 5.554.941,67
Chavantes	9	12.418	R\$112,39	R\$1.395.613,40	R\$ 4.695.945,23
Clementina	9	8.472	R\$83,16	R\$704.499,89	R\$ 3.051.980,54
Colina	11	18.398	R\$108,14	R\$1.989.617,47	R\$ 8.657.581,47
Colômbia	9	6.203	R\$315,01	R\$1.954.021,63	R\$ 3.330.054,26
Conchal	11	27.820	R\$68,98	R\$1.918.930,85	R\$ 17.725.821,46
Conchas	9	17.770	R\$110,39	R\$1.961.547,67	R\$ 8.663.475,77
Cordeirópolis	9	24.221	R\$129,13	R\$3.127.675,70	R\$ 23.231.320,74
Coroados	9	5.986	R\$94,38	R\$564.957,67	R\$ 2.188.753,00
Coronel Macedo	9	4.728	R\$200,05	R\$945.831,80	R\$ 2.096.214,20
Corumbataí	9	4.047	R\$182,68	R\$739.325,10	R\$ 4.673.259,26
Cosmópolis	12	70.998	R\$74,15	R\$5.264.325,68	R\$ 29.728.478,35
Cosmorama	9	7.316	R\$154,75	R\$1.132.115,31	R\$ 3.863.459,48
Cotia	13	244.694	R\$135,18	R\$33.078.106,84	R\$ 302.798.504,62
Cravinhos	13	34.998	R\$59,49	R\$2.082.044,49	R\$ 23.401.009,26
Cristais Paulista	9	8.541	R\$47,80	R\$408.221,93	R\$ 3.003.009,20
Cruzália	9	2.100	R\$414,62	R\$870.698,37	R\$ 983.551,54
Cruzeiro	10	81.895	R\$78,54	R\$6.432.193,62	R\$ 29.095.312,10
Cubatão	15	129.760	R\$285,37	R\$37.029.774,85	R\$ 282.600.019,41
Cunha	11	21.639	R\$90,53	R\$1.958.966,86	R\$ 4.245.744,67
Descalvado	11	33.520	R\$84,79	R\$2.842.037,76	R\$ 16.560.646,98
Diadema	21	420.934	R\$78,02	R\$32.842.303,51	R\$ 383.135.974,22
Dirce Reis	9	1.786	R\$395,94	R\$707.154,26	R\$ 356.039,57
Divinolândia	9	11.208	R\$69,23	R\$775.947,97	R\$ 3.124.219,02
Dobrada	9	8.846	R\$96,14	R\$850.464,98	R\$ 2.275.738,21
Dois Córregos	9	27.112	R\$47,74	R\$1.294.268,31	R\$ 9.641.195,58
Dolcinópolis	9	2.119	R\$305,54	R\$647.446,85	R\$ 541.738,71
Dourado	9	8.868	R\$95,34	R\$845.475,34	R\$ 4.735.543,34
Dracena	13	46.536	R\$52,34	R\$2.435.838,60	R\$ 28.145.300,28
Duartina	9	12.457	R\$52,10	R\$649.021,85	R\$ 5.078.920,40
Dumont	9	9.708	R\$78,03	R\$757.488,07	R\$ 5.676.608,17
Echaporã	9	6.141	R\$133,87	R\$822.069,55	R\$ 2.515.059,99
Eldorado	9	15.443	R\$110,57	R\$1.707.542,51	R\$ 2.748.121,29
Elias Fausto	11	17.604	R\$67,23	R\$1.183.454,47	R\$ 9.680.173,98
Elisiário	9	3.604	R\$172,28	R\$620.897,61	R\$ 1.828.962,44
Embaúba	9	2.456	R\$315,99	R\$776.074,31	R\$ 659.827,49
Embu das Artes	17	270.843	R\$69,31	R\$18.772.806,67	R\$ 134.469.263,78
Embu-Guaçu	13	68.856	R\$78,39	R\$5.397.772,68	R\$ 26.865.582,30
Emilianópolis	9	3.202	R\$246,64	R\$789.734,63	R\$ 481.524,61
Engenheiro Coelho	11	20.284	R\$98,04	R\$1.988.725,02	R\$ 9.729.424,06





Câmara Municipal de Assis

ESTADO DE SÃO PAULO

Espírito Santo do Pinhal	9	44.186	R\$32,84	R\$1.450.908,75	R\$ 23.450.239,34
Espírito Santo do Turvo	9	4.779	R\$187,29	R\$895.058,42	R\$ 2.816.585,95
Estiva Gerbi	9	11.198	R\$94,14	R\$1.054.205,11	R\$ 5.533.205,84
Estrela do Norte	9	2.762	R\$284,06	R\$784.576,85	R\$ 529.378,89
Estrela d'Oeste	9	8.418	R\$100,37	R\$844.914,47	R\$ 4.008.616,74
Euclides da Cunha Paulista	9	9.419	R\$107,33	R\$1.010.963,51	R\$ 1.519.939,64
Fartura	9	16.001	R\$73,33	R\$1.173.425,41	R\$ 5.621.299,87
Fernando Prestes	9	5.771	R\$151,34	R\$873.380,77	R\$ 2.125.377,65
Fernandópolis	13	68.823	R\$61,54	R\$4.235.624,32	R\$ 50.383.901,91
Fernão	9	1.704	R\$408	R\$695.227,82	R\$ 683.504,59
Ferraz de Vasconcelos	17	191.993	R\$58,77	R\$11.282.990,43	R\$ 70.236.120,23
Flora Rica	9	1.499	R\$558,05	R\$836.510,35	R\$ 383.917,49
Floreal	9	2.934	R\$273,39	R\$802.116,37	R\$ 1.119.272,99
Flórida Paulista	9	14.486	R\$82,29	R\$1.191.985,84	R\$ 3.195.075,39
Florínia	9	2.699	R\$346,06	R\$934.019,77	R\$ 2.743.166,94
Franca	15	350.400	R\$30,22	R\$10.588.334,40	R\$ 234.850.271,16
Francisco Morato	12	174.008	R\$37,24	R\$6.480.387,07	R\$ 50.748.948,28
Franco da Rocha	11	152.433	R\$55,49	R\$8.459.039,24	R\$ 65.886.000,65
Gabriel Monteiro	9	2.776	R\$122,34	R\$339.604,66	R\$ 975.871,77
Gália	9	6.615	R\$124,92	R\$826.336,86	R\$ 4.421.930,67
Garça	13	44.370	R\$38,58	R\$1.711.707,31	R\$ 21.107.825,88
Gastão Vidigal	9	4.754	R\$129,06	R\$613.536,57	R\$ 838.831,53
Gavião Peixoto	9	4.762	R\$239,67	R\$1.141.309,33	R\$ 11.458.903,50
General Salgado	9	10.876	R\$109,21	R\$1.187.776,72	R\$ 4.932.886,13
Getulina	9	11.370	R\$129,05	R\$1.467.301,56	R\$ 2.137.345,66
Glicério	9	4.801	R\$174,19	R\$836.306,34	R\$ 1.949.867,51
Guaiçara	9	12.039	R\$125,25	R\$1.507.907,74	R\$ 3.921.281,82
Guaimbê	9	5.743	R\$150,69	R\$865.415,50	R\$ 1.863.314,47
Guaiúra	11	40.533	R\$58,87	R\$2.386.378,52	R\$ 24.314.347,67
Guapiaçu	9	21.125	R\$59,12	R\$1.248.952,55	R\$ 8.453.406,74
Guapiara	11	17.293	R\$92,82	R\$1.605.113,96	R\$ 3.743.171,28
Guará	11	21.129	R\$107,10	R\$2.262.932,98	R\$ 8.174.687,33
Guaraçai	9	8.357	R\$110,41	R\$922.709,48	R\$ 3.730.266,34
Guaraci	9	11.088	R\$116,14	R\$1.287.810,06	R\$ 3.113.600,01
Guarani d'Oeste	9	2.002	R\$285,11	R\$570.781,98	R\$ 471.048,52
Guarantã	9	6.654	R\$148,12	R\$985.558,06	R\$ 2.957.068,58
Guararapes	9	32.774	R\$61,27	R\$2.007.949,88	R\$ 15.816.888,32
Guararema	11	29.451	R\$70,15	R\$2.066.024,63	R\$ 39.682.798,07
Guaratinguetá	11	121.073	R\$111,56	R\$13.506.744,67	R\$ 84.303.399,15
Guareí	9	18.143	R\$58,70	R\$1.064.965,75	R\$ 2.761.540,38
Guariba	11	39.714	R\$77,50	R\$3.077.964,84	R\$ 13.984.993,79
Guarujá	17	318.107	R\$129,30	R\$41.132.269,79	R\$ 778.366.841,91
Guarulhos	34	1.365.899	R\$71,54	R\$97.709.586,84	R\$ 1.412.087.532,09
Guataporá	9	7.602	R\$138,27	R\$1.051.142,49	R\$ 4.505.328,93





Câmara Municipal de Assis

ESTADO DE SÃO PAULO

Guzolândia	9	5.226	R\$151,43	R\$791.368,22	R\$	1.161.117,42
Herculândia	9	9.462	R\$82,93	R\$784.719,23	R\$	1.506.530,70
Holambra	9	14.579	R\$152,87	R\$2.228.657,42	R\$	17.244.323,18
Hortolândia	19	227.353	R\$119,47	R\$27.162.439,52	R\$	224.112.479,34
Iacanga	9	11.559	R\$61,14	R\$706.679,72	R\$	4.711.392,75
Iacri	9	6.348	R\$130,89	R\$830.911,68	R\$	1.542.161,59
Iaras	9	8.956	R\$111,48	R\$998.404,80	R\$	4.271.569,61
Ibaté	9	34.726	R\$39,88	R\$1.384.912	R\$	15.853.365,58
Ibirá	9	12.264	R\$82,47	R\$1.011.449,30	R\$	5.991.888,06
Ibirarema	9	7.663	R\$104,61	R\$801.640,43	R\$	3.305.159,06
Ibitinga	10	59.451	R\$56,24	R\$3.343.515,44	R\$	22.521.303,13
Ibiúna	15	78.262	R\$89,21	R\$6.981.964,36	R\$	49.202.688,96
Icém	9	8.181	R\$147,27	R\$1.204.843,81	R\$	2.832.954,74
Iepê	9	8.124	R\$111,77	R\$908.048,54	R\$	4.843.067,56
Igaraçu do Tietê	11	24.598	R\$47,93	R\$1.179.065,74	R\$	5.959.736,75
Igarapava	11	30.246	R\$104,35	R\$3.156.039,60	R\$	10.971.375,18
Igaratá	9	9.483	R\$136,27	R\$1.292.284,39	R\$	9.901.281,53
Iguape	13	30.721	R\$98,93	R\$3.039.208,79	R\$	11.765.125,65
Ilha Comprida	9	10.965	R\$223,48	R\$2.450.407,84	R\$	29.301.877,58
Ilha Solteira	9	26.582	R\$124,93	R\$3.320.919,66	R\$	10.437.944,45
Ilhabela	9	34.333	R\$175,64	R\$6.030.108,23	R\$	74.934.360,96
Indaiatuba	12	246.908	R\$50,36	R\$12.435.112,71	R\$	311.985.455,07
Indiana	9	4.892	R\$109,08	R\$533.624,52	R\$	1.015.963,30
Indiaporã	9	3.908	R\$194,11	R\$758.569,08	R\$	1.403.211,09
Inúbia Paulista	9	3.963	R\$207,31	R\$821.550,19	R\$	964.986,20
Ipaussu	9	14.869	R\$101,17	R\$1.504.264,49	R\$	6.586.538,54
Iperó	11	36.280	R\$66,22	R\$2.402.440,99	R\$	16.970.369,62
Ipeúna	9	7.401	R\$143,63	R\$1.062.972,86	R\$	5.613.299,90
Ipiguá	9	5.306	R\$122,54	R\$650.175,11	R\$	2.060.869,01
Iporanga	9	4.238	R\$162,72	R\$689.618,99	R\$	617.866,94
Ipuã	9	16.209	R\$85,15	R\$1.380.246,20	R\$	6.643.018,04
Iracemópolis	11	23.846	R\$110,40	R\$2.632.521,35	R\$	17.720.369,93
Irapuã	9	7.937	R\$123,75	R\$982.234,28	R\$	1.897.534,00
Irapuru	9	8.261	R\$106,41	R\$879.044,41	R\$	1.981.733,25
Itaberá	9	17.635	R\$97,50	R\$1.719.394,45	R\$	5.957.820,82
Itaí	9	26.861	R\$127,50	R\$3.424.758,43	R\$	15.934.786,08
Itajobi	9	15.226	R\$82,91	R\$1.262.381,68	R\$	8.525.081,11
Itaju	9	3.782	R\$192,02	R\$726.207,29	R\$	1.826.078,65
Itanhaém	10	100.496	R\$79,18	R\$7.957.093,83	R\$	166.674.874,32
Itaóca	9	3.326	R\$212,81	R\$707.792,41	R\$	1.306.114,28
Itapecerica da Serra	12	173.672	R\$61,54	R\$10.687.217,93	R\$	91.598.483,84
Itapetininga	19	162.231	R\$55,01	R\$8.925.102,25	R\$	80.813.812,06
Itapeva	15	93.892	R\$81,35	R\$7.637.871,33	R\$	37.490.904,22
Itapevi	17	234.352	R\$100,61	R\$23.578.160,69	R\$	138.027.651,60
Itapira	10	74.299	R\$44,17	R\$3.281.460,35	R\$	54.301.301,43



Câmara Municipal de Assis

ESTADO DE SÃO PAULO

Itapirapuã Paulista	9	4.213	R\$160,07	R\$674.378,71	R\$ 986.785,60
Itápolis	9	42.903	R\$57,40	R\$2.462.724,23	R\$ 19.877.897,98
Itaporanga	9	15.125	R\$99,33	R\$1.502.346,19	R\$ 4.330.327,85
Itapuí	9	13.833	R\$61,46	R\$850.163,07	R\$ 5.398.343,75
Itapura	9	4.860	R\$224,54	R\$1.091.255,58	R\$ 974.861,29
Itaquaquetuba	19	366.519	R\$36,07	R\$13.219.181,41	R\$ 142.987.363,75
Itararé	13	50.360	R\$69,48	R\$3.498.963,74	R\$ 20.068.275,70
Itariri	11	17.271	R\$73,68	R\$1.272.599,44	R\$ 5.856.342,67
Itatiba	17	119.090	R\$100,01	R\$11.909.924,29	R\$ 129.427.899,93
Itatinga	11	20.467	R\$99,69	R\$2.040.446,66	R\$ 19.361.708,75
Itirapina	11	17.922	R\$128,16	R\$2.296.849,51	R\$ 16.728.564,09
Itirapuã	9	6.453	R\$90,59	R\$584.550,77	R\$ 1.058.616,79
Itobi	9	7.830	R\$112	R\$876.989,25	R\$ 1.463.336,93
Itu	13	172.268	R\$68,52	R\$11.803.228,42	R\$ 202.214.184,55
Itupeva	13	59.649	R\$178,03	R\$10.619.601,84	R\$ 96.629.715,53
Ituverava	13	41.598	R\$103,21	R\$4.293.341,24	R\$ 20.220.871,97
Jaborandi	9	6.911	R\$126,45	R\$873.922,86	R\$ 2.432.959,58
Jaboticabal	13	76.864	R\$124,07	R\$9.536.134,84	R\$ 76.799.751,37
Jacareí	13	231.863	R\$90,78	R\$21.048.700,23	R\$ 172.772.194,42
Jaci	9	6.934	R\$110,30	R\$764.814,43	R\$ 2.998.329,81
Jacupiranga	9	17.842	R\$111,99	R\$1.998.078,21	R\$ 5.407.907,37
Jaguariúna	13	56.221	R\$92,26	R\$5.186.876,23	R\$ 66.652.290,04
Jales	10	49.011	R\$52,29	R\$2.562.802,39	R\$ 32.382.105,35
Jambeiro	9	6.485	R\$179,24	R\$1.162.371,72	R\$ 5.366.935,25
Jandira	13	123.481	R\$90,66	R\$11.194.441,45	R\$ 80.359.170,22
Jardinópolis	13	43.774	R\$71,54	R\$3.131.424,91	R\$ 19.659.379,75
Jarinu	11	29.456	R\$97,76	R\$2.879.505,18	R\$ 37.769.743,29
Jaú	17	148.581	R\$40,40	R\$6.002.142,48	R\$ 103.334.539,96
Jeriquara	9	3.168	R\$245,76	R\$778.558,76	R\$ 858.421,51
Joanópolis	9	13.098	R\$93,17	R\$1.220.377,73	R\$ 6.031.501,80
João Ramalho	9	4.495	R\$182,98	R\$822.500,22	R\$ 1.063.015,54
José Bonifácio	9	36.655	R\$76,12	R\$2.790.092,86	R\$ 22.072.226,63
Júlio Mesquita	9	4.752	R\$137,23	R\$652.096,97	R\$ 1.190.980,15
Jumirim	9	3.315	R\$217,95	R\$722.500,41	R\$ 1.619.464,47
Jundiaí	19	414.810	R\$64,72	R\$26.846.286,22	R\$ 735.134.229,59
Junqueirópolis	9	20.524	R\$57	R\$1.169.853,13	R\$ 9.372.576,14
Juquiá	11	18.908	R\$102,88	R\$1.945.161,16	R\$ 4.981.369,26
Juquitiba	11	31.235	R\$87,23	R\$2.724.568,42	R\$ 13.779.099,05
Lagoinha	9	4.903	R\$120,13	R\$588.973,56	R\$ 890.311,89
Laranjal Paulista	11	28.240	R\$74,13	R\$2.093.394,71	R\$ 16.315.879,65
Lavínia	9	11.667	R\$77,46	R\$903.674,10	R\$ 2.578.678,31
Lavrinhas	9	7.207	R\$106,50	R\$767.579,59	R\$ 3.268.518,54
Leme	17	102.412	R\$60,38	R\$6.183.370,93	R\$ 87.214.791,74
Lençóis Paulista	12	67.859	R\$56,48	R\$3.832.394,80	R\$ 38.149.198,44
Limeira	21	303.682	R\$77,72	R\$23.603.355,96	R\$ 281.980.172,63





Câmara Municipal de Assis

ESTADO DE SÃO PAULO

Lindóia	9	7.864	R\$88,38	R\$695.045,38	R\$ 4.938.648,26
Lins	15	77.510	R\$80	R\$6.200.556,57	R\$ 45.216.505,48
Lorena	17	88.276	R\$95,07	R\$8.392.251,60	R\$ 54.740.923,65
Lourdes	9	2.278	R\$247,22	R\$563.159,62	R\$ 1.164.859,26
Louveira	13	47.748	R\$298,64	R\$14.259.250,95	R\$ 65.001.761,61
Lucélia	11	21.604	R\$82,26	R\$1.777.117,36	R\$ 8.732.897,22
Lucianópolis	9	2.385	R\$154,33	R\$368.067,92	R\$ 637.344,21
Luís Antônio	9	14.592	R\$189,19	R\$2.760.678,93	R\$ 7.820.765,48
Luiziânia	9	5.723	R\$153	R\$875.608,77	R\$ 719.547,94
Lupércio	9	4.571	R\$172,96	R\$790.578,39	R\$ 732.944,31
Lutécia	9	2.663	R\$188,45	R\$501.853,98	R\$ 506.306,63
Macatuba	11	17.111	R\$119,65	R\$2.047.282,77	R\$ 4.196.721,13
Macaubal	9	8.093	R\$97,39	R\$788.192,32	R\$ 3.294.148,87
Macedônia	9	3.704	R\$212,79	R\$788.191,45	R\$ 769.855,62
Magda	9	3.136	R\$323,72	R\$1.015.194,38	R\$ 1.388.906,89
Mairinque	13	46.852	R\$128,12	R\$6.002.460,38	R\$ 33.180.772,08
Mairiporã	13	98.374	R\$83,89	R\$8.252.590,55	R\$ 88.016.191,51
Manduri	9	9.780	R\$75,07	R\$734.194,91	R\$ 3.604.318,67
Marabá Paulista	9	5.757	R\$179,41	R\$1.032.845,60	R\$ 831.369,11
Maracáí	9	13.967	R\$77,23	R\$1.078.671,30	R\$ 5.119.882,96
Marapoama	9	2.996	R\$254,86	R\$763.555,80	R\$ 1.290.288,07
Mariópolis	9	4.077	R\$159,03	R\$648.363,91	R\$ 441.128,03
Marília	13	237.130	R\$52,11	R\$12.356.663,63	R\$ 221.432.109,38
Marinópolis	9	2.117	R\$268,75	R\$568.951,99	R\$ 485.158,41
Martinópolis	11	26.289	R\$52,08	R\$1.369.092,70	R\$ 8.069.053,60
Matão	11	82.702	R\$65,08	R\$5.382.593,98	R\$ 45.568.699,54
Mauá	23	468.148	R\$59,50	R\$27.852.506,51	R\$ 251.728.617,13
Mendonça	9	5.413	R\$167,94	R\$909.078,33	R\$ 3.110.973,97
Meridiano	9	3.848	R\$200,07	R\$769.858,53	R\$ 1.953.572,66
Mesópolis	9	1.910	R\$314,91	R\$601.480,09	R\$ 461.472,21
Miguelópolis	11	22.093	R\$138,93	R\$3.069.375,30	R\$ 8.436.857,03
Mineiros do Tietê	9	12.849	R\$60,06	R\$771.743,52	R\$ 3.056.548,72
Mira Estrela	9	3.066	R\$251,22	R\$770.226,92	R\$ 1.034.103,40
Miracatu	11	19.919	R\$113,37	R\$2.258.247,24	R\$ 9.746.969,25
Mirandópolis	9	29.418	R\$53,07	R\$1.561.211,44	R\$ 10.009.192,07
Mirante do Paranapanema	9	18.178	R\$64,67	R\$1.175.621,40	R\$ 6.739.040,05
Mirassol	10	59.333	R\$41	R\$2.432.548,38	R\$ 56.844.304,81
Mirassolândia	9	4.822	R\$111,48	R\$537.564,36	R\$ 747.193,44
Mococa	15	68.788	R\$34,67	R\$2.385.035,32	R\$ 42.367.730,55
Mogi das Cruzes	23	440.769	R\$66,33	R\$29.235.187,29	R\$ 461.550.229,68
Mogi Guaçu	11	150.713	R\$50,95	R\$7.679.036,85	R\$ 82.346.557,64
Mogi Mirim	17	92.715	R\$80,31	R\$7.446.396,10	R\$ 122.292.166,23
Mombuca	9	3.478	R\$226,83	R\$788.922,74	R\$ 1.783.400,29
Monções	9	2.252	R\$434,77	R\$979.108,19	R\$ 1.563.387,51





Câmara Municipal de Assis

ESTADO DE SÃO PAULO

Mongaguá	13	55.731	R\$150,53	R\$8.389.333,57	R\$	91.874.408,17
Monte Alegre do Sul	9	7.964	R\$135,68	R\$1.080.591,39	R\$	4.586.710,27
Monte Alto	13	50.216	R\$63,74	R\$3.200.758,12	R\$	30.048.670,41
Monte Aprazível	9	24.794	R\$89,11	R\$2.209.307,06	R\$	9.492.753,18
Monte Azul Paulista	11	19.050	R\$86,82	R\$1.654.004,09	R\$	10.387.832,46
Monte Castelo	9	4.166	R\$160,85	R\$670.081,69	R\$	1.089.311,45
Monte Mor	15	58.765	R\$117,91	R\$6.928.721,46	R\$	39.187.857,47
Monteiro Lobato	9	4.608	R\$150,92	R\$695.426,19	R\$	1.036.062,34
Morro Agudo	9	32.641	R\$45,80	R\$1.494.909,48	R\$	17.722.132,23
Morungaba	9	13.458	R\$102,40	R\$1.378.087,48	R\$	6.101.778,60
Motuca	9	4.720	R\$119,31	R\$563.149,83	R\$	931.508,04
Murutinga do Sul	9	4.466	R\$148,53	R\$663.331,05	R\$	1.548.561,00
Nantes	9	3.103	R\$322,52	R\$1.000.791,80	R\$	720.510,20
Narandiba	9	4.809	R\$247,89	R\$1.192.087,62	R\$	3.142.534,14
Natividade da Serra	9	6.681	R\$151,63	R\$1.013.057,93	R\$	1.097.436,59
Nazaré Paulista	10	18.346	R\$87,67	R\$1.608.321,76	R\$	12.653.769,98
Neves Paulista	9	8.936	R\$113,56	R\$1.014.734,40	R\$	4.153.733,32
Nhandeara	9	11.427	R\$84,20	R\$962.202,36	R\$	6.436.453,53
Nipoã	9	5.126	R\$161,32	R\$826.921,83	R\$	785.274,72
Nova Aliança	9	6.875	R\$69,09	R\$474.970,95	R\$	2.678.509,95
Nova Campina	9	9.647	R\$118,16	R\$1.139.858,43	R\$	2.375.333,44
Nova Canaã Paulista	9	1.911	R\$342,06	R\$653.685,17	R\$	568.592,26
Nova Castilho	9	1.255	R\$636,92	R\$799.329,01	R\$	680.216,70
Nova Europa	9	11.013	R\$129,79	R\$1.429.383,02	R\$	2.775.930,67
Nova Granada	9	21.307	R\$50,92	R\$1.085.050,38	R\$	6.603.647,77
Nova Guataporanga	9	2.308	R\$205,59	R\$474.498,22	R\$	419.169,98
Nova Independência	9	3.883	R\$354,12	R\$1.375.041,11	R\$	2.054.860,26
Nova Luzitânia	9	4.041	R\$178,42	R\$721.000,84	R\$	1.093.518,88
Nova Odessa	9	59.371	R\$79,05	R\$4.693.171,16	R\$	52.538.158,85
Novais	9	5.712	R\$139,65	R\$797.690,53	R\$	1.050.419,53
Novo Horizonte	13	40.680	R\$76,41	R\$3.108.163,55	R\$	18.548.600,08
Nuporanga	9	7.386	R\$178,91	R\$1.321.435,20	R\$	2.973.869,74
Ocaçu	9	4.287	R\$148,53	R\$636.752	R\$	1.710.885,61
Óleo	9	2.522	R\$303,25	R\$764.784,52	R\$	471.744,69
Olímpia	10	54.406	R\$57,78	R\$3.143.321,80	R\$	57.024.500,00
Onda Verde	9	4.339	R\$276,23	R\$1.198.552,76	R\$	2.509.619,93
Oriente	9	6.487	R\$97,64	R\$633.368,61	R\$	2.242.996,29
Orindiúva	9	6.935	R\$141,58	R\$981.847,80	R\$	4.096.894,73
Oriândia	9	43.687	R\$26,35	R\$1.150.955,96	R\$	32.516.834,14
Osasco	21	696.850	R\$77,14	R\$53.756.156,97	R\$	1.412.506.378,18
Oscar Bressane	9	2.602	R\$176,11	R\$458.229,19	R\$	880.419,09
Osvaldo Cruz	13	32.754	R\$56,46	R\$1.849.271,90	R\$	13.572.001,36
Ourinhos	15	112.711	R\$67,42	R\$7.598.965,28	R\$	88.372.879,93
Ouro Verde	9	8.503	R\$89,94	R\$764.748,85	R\$	1.620.649,01
Ouroeste	9	10.177	R\$244,89	R\$2.492.194,96	R\$	15.740.327,67



Câmara Municipal de Assis

ESTADO DE SÃO PAULO

Pacaembu	9	14.130	R\$88,82	R\$1.254.982,56	R\$	4.162.303,28
Palestina	9	12.786	R\$114,31	R\$1.461.611,71	R\$	6.230.512,21
Palmares Paulista	9	13.058	R\$42,66	R\$557.098,75	R\$	1.285.632,16
Palmeira d'Oeste	9	9.340	R\$95,29	R\$889.999,05	R\$	2.957.569,56
Palmital	11	22.168	R\$115,24	R\$2.554.683,67	R\$	13.903.454,10
Panorama	9	15.690	R\$88	R\$1.380.680,45	R\$	4.761.251,59
Paraguaçu Paulista	13	45.455	R\$62,90	R\$2.859.196,54	R\$	19.745.954,27
Paraibuna	11	18.180	R\$99,80	R\$1.814.326,97	R\$	12.409.224,30
Paraíso	9	6.411	R\$146,58	R\$939.702,86	R\$	2.939.850,05
Paranapanema	9	19.993	R\$108,39	R\$2.167.137,11	R\$	14.182.105,07
Paranapuã	9	4.061	R\$159,48	R\$647.631,84	R\$	698.527,73
Parapuã	9	10.980	R\$123,95	R\$1.361.001,78	R\$	3.532.096,43
Pardinho	9	6.360	R\$168,17	R\$1.069.556,80	R\$	8.305.057,23
Parquera-Açu	9	19.570	R\$71,52	R\$1.399.621,12	R\$	6.658.974,93
Parisi	9	2.153	R\$344,33	R\$741.335,30	R\$	902.858,37
Patrocínio Paulista	9	14.529	R\$54,32	R\$789.197,45	R\$	7.160.606,38
Paulicéia	9	7.274	R\$170,70	R\$1.241.675,47	R\$	5.389.182,44
Paulínia	15	106.776	R\$256,81	R\$27.420.893,09	R\$	249.355.914,19
Paulistânia	9	1.832	R\$389,38	R\$713.345,04	R\$	2.088.680,54
Paulo de Faria	9	8.930	R\$186,44	R\$1.664.912,44	R\$	4.376.509,70
Pederneiras	9	46.251	R\$51,37	R\$2.375.760,64	R\$	17.933.779,28
Pedra Bela	9	6.075	R\$82,80	R\$503.019,03	R\$	1.279.652,14
Pedranópolis	9	2.508	R\$258,09	R\$647.278,22	R\$	518.281,61
Pedregulho	11	16.676	R\$74,72	R\$1.245.959,85	R\$	4.222.819,76
Pedreira	9	47.361	R\$43,07	R\$2.039.690,21	R\$	32.746.275,84
Pedrinhas Paulista	9	3.085	R\$249,38	R\$769.329,41	R\$	1.320.250,82
Pedro de Toledo	9	11.240	R\$127,99	R\$1.438.612,49	R\$	3.220.012,27
Penápolis	13	63.047	R\$52,60	R\$3.316.235,92	R\$	36.660.450,30
Pereira Barreto	11	25.660	R\$128,34	R\$3.293.156,07	R\$	11.817.130,48
Pereiras	9	8.560	R\$118,01	R\$1.010.207,54	R\$	3.178.931,97
Peruíbe	15	67.548	R\$92,96	R\$6.279.202,97	R\$	102.556.839,99
Placatu	9	5.922	R\$70,64	R\$418.337,96	R\$	1.996.787,35
Piedade	13	55.149	R\$32,59	R\$1.797.204,85	R\$	19.316.294,13
Pilar do Sul	11	28.963	R\$46,80	R\$1.355.588,43	R\$	9.149.793,17
Pindamonhangaba	11	166.475	R\$49,64	R\$8.264.387,26	R\$	97.426.977,13
Pindorama	9	16.877	R\$59,40	R\$1.002.528,94	R\$	7.892.196,18
Pinhalzinho	9	15.021	R\$76,36	R\$1.147.000,43	R\$	5.506.530,61
Piquerobi	9	3.685	R\$223,44	R\$823.390,94	R\$	1.441.163,76
Piquete	9	13.742	R\$77,10	R\$1.059.565,97	R\$	3.134.923,21
Piracaia	11	27.140	R\$96,94	R\$2.630.976,74	R\$	19.475.579,79
Piracicaba	23	400.949	R\$81,16	R\$32.541.825,95	R\$	455.943.839,04
Piraju	11	29.741	R\$60,51	R\$1.799.551,82	R\$	16.113.149,94
Pirajuí	11	25.259	R\$85,77	R\$2.166.498,87	R\$	8.065.122,85
Pirangi	9	11.362	R\$85,25	R\$968.557,80	R\$	4.936.697,14
Pirapora do Bom Jesus	9	18.604	R\$90,73	R\$1.687.920,41	R\$	6.946.169,30



Câmara Municipal de Assis

ESTADO DE SÃO PAULO

Pirapozinho	11	27.295	R\$80,50	R\$2.197.349,54	R\$ 14.518.211,54
Pirassununga	10	75.930	R\$47,66	R\$3.618.634,01	R\$ 50.601.642,30
Piratininga	9	13.503	R\$78,28	R\$1.057.056,51	R\$ 9.830.290,21
Pitangueiras	13	39.349	R\$82,64	R\$3.251.949	R\$ 18.981.072,64
Planalto	9	5.167	R\$210,98	R\$1.090.120,69	R\$ 1.235.114,06
Platina	9	3.521	R\$305,03	R\$1.074.025,65	R\$ 1.345.670,09
Poá	17	116.530	R\$124,04	R\$14.454.157,02	R\$ 258.444.558,48
Poloni	9	6.004	R\$150,01	R\$900.641,31	R\$ 2.494.517,55
Pompéia	11	21.851	R\$82,39	R\$1.800.223,93	R\$ 9.258.011,04
Pongai	9	3.432	R\$153,08	R\$525.371,98	R\$ 1.210.469,11
Pontal	13	49.047	R\$51,67	R\$2.534.211,03	R\$ 11.698.367,55
Pontalinda	9	4.580	R\$137,99	R\$631.992,24	R\$ 809.677,57
Pontes Gestal	9	2.577	R\$413,98	R\$1.066.826,99	R\$ 2.827.820,18
Populina	9	4.186	R\$204,53	R\$856.173,68	R\$ 1.301.810,76
Porangaba	9	9.779	R\$127,34	R\$1.245.214,36	R\$ 6.950.718,07
Porto Feliz	11	52.785	R\$68	R\$3.589.400,24	R\$ 78.047.543,71
Porto Ferreira	11	55.787	R\$48,46	R\$2.703.257,99	R\$ 39.227.764,10
Potim	11	24.143	R\$60,91	R\$1.470.552,42	R\$ 2.454.120,10
Potirendaba	9	17.201	R\$51,33	R\$882.854,47	R\$ 8.413.460,63
Pracinha	9	3.971	R\$163,29	R\$648.414,13	R\$ 315.888,52
Pradópolis	9	21.110	R\$99,61	R\$2.102.673,63	R\$ 10.408.647,03
Praia Grande	19	319.146	R\$102,09	R\$32.581.599,43	R\$ 708.417.630,38
Pratânia	9	5.204	R\$146,07	R\$760.142,81	R\$ 1.583.833,79
Presidente Alves	9	4.108	R\$148,27	R\$609.097,15	R\$ 1.079.946,07
Presidente Bernardes	9	13.190	R\$120,98	R\$1.595.738,57	R\$ 6.002.585,42
Presidente Epitácio	13	44.006	R\$44,99	R\$1.979.617,49	R\$ 12.937.357,17
Presidente Prudente	13	227.072	R\$39,07	R\$8.871.854,33	R\$ 240.144.075,16
Presidente Venceslau	13	39.448	R\$47,20	R\$1.861.749,09	R\$ 14.923.141,13
Promissão	13	40.027	R\$92,74	R\$3.712.042,66	R\$ 13.915.219,26
Quadra	9	3.753	R\$237,76	R\$892.299,27	R\$ 2.491.772,98
Quatá	9	14.006	R\$103,87	R\$1.454.771,23	R\$ 4.386.980,18
Queiroz	9	3.351	R\$251,62	R\$843.172,18	R\$ 888.406,46
Queluz	9	13.228	R\$75,74	R\$1.001.887,53	R\$ 5.126.994,93
Quintana	9	6.587	R\$107,39	R\$707.363,22	R\$ 1.407.083,38
Rafard	9	9.050	R\$128,86	R\$1.166.188,74	R\$ 4.580.059,64
Rancharia	11	29.688	R\$61,78	R\$1.834.077,87	R\$ 10.773.532,05
Redenção da Serra	9	3.863	R\$175,42	R\$677.650,52	R\$ 713.978,66
Regente Feijó	9	20.124	R\$61,64	R\$1.240.463,22	R\$ 13.149.976,09
Reginópolis	9	9.399	R\$110,35	R\$1.037.133,77	R\$ 2.599.991,05
Registro	13	56.249	R\$90,01	R\$5.062.886,65	R\$ 34.751.753,56
Restinga	9	7.504	R\$124,13	R\$931.439,22	R\$ 2.109.243,26
Ribeira	9	3.351	R\$190,39	R\$638.008,23	R\$ 931.082,66
Ribeirão Bonito	9	13.137	R\$67,15	R\$882.180,13	R\$ 4.197.162,55
Ribeirão Branco	11	16.684	R\$92,09	R\$1.536.492,24	R\$ 3.069.216,31
Ribeirão Corrente	9	4.682	R\$158,77	R\$743.346,24	R\$ 1.229.990,38



Câmara Municipal de Assis

ESTADO DE SÃO PAULO

Ribeirão do Sul	9	4.542	R\$140,97	R\$640.302,72	R\$ 1.388.107,97
Ribeirão dos Índios	9	2.227	R\$277,28	R\$617.498,57	R\$ 388.412,92
Ribeirão Grande	9	7.666	R\$123,25	R\$944.858,23	R\$ 1.581.592,48
Ribeirão Pires	17	122.607	R\$76,93	R\$9.431.989,52	R\$ 85.247.160,64
Ribeirão Preto	27	694.534	R\$69,58	R\$48.323.915,98	R\$ 949.610.113,52
Rifaina	9	3.618	R\$249,60	R\$903.051,03	R\$ 4.203.473,39
Rincão	9	10.786	R\$105,42	R\$1.137.083,49	R\$ 2.799.540,10
Rinópolis	9	10.003	R\$88,80	R\$888.235,51	R\$ 3.271.262,53
Rio Claro	19	204.797	R\$137,68	R\$28.196.121,05	R\$ 188.376.870,62
Rio das Pedras	9	34.704	R\$96,36	R\$3.344.202,06	R\$ 21.417.999,39
Rio Grande da Serra	13	50.241	R\$57,06	R\$2.866.730,46	R\$ 13.611.751,19
Riolândia	9	12.342	R\$123,91	R\$1.529.276,56	R\$ 4.029.244,78
Riversul	9	5.607	R\$119,79	R\$671.670,83	R\$ 1.571.721,85
Rosana	11	17.015	R\$232,85	R\$3.961.985,60	R\$ 9.885.308,49
Roseira	9	10.621	R\$98,94	R\$1.050.799,42	R\$ 5.950.709,17
Rubiácea	9	3.093	R\$260,41	R\$805.437,31	R\$ 1.323.965,73
Rubinéia	9	3.125	R\$291,93	R\$912.267,34	R\$ 3.059.217,34
Sabino	9	5.564	R\$152,97	R\$851.102	R\$ 2.454.748,52
Sagres	9	2.435	R\$258,39	R\$629.173,57	R\$ 277.180,02
Sales	9	6.253	R\$151,69	R\$948.546,46	R\$ 3.649.217,27
Sales Oliveira	9	11.779	R\$85,77	R\$1.010.280,45	R\$ 7.866.891,66
Salesópolis	11	17.022	R\$87,50	R\$1.489.415,30	R\$ 3.901.769,06
Salmourão	9	5.262	R\$123,53	R\$650.027,54	R\$ 751.894,78
Saltinho	9	8.176	R\$110,99	R\$907.454,33	R\$ 5.791.572,38
Salto	17	117.561	R\$43,31	R\$5.091.582,24	R\$ 105.409.014,76
Salto de Pirapora	9	44.972	R\$42,70	R\$1.920.207,47	R\$ 21.287.473,52
Salto Grande	9	9.297	R\$78,34	R\$728.367,57	R\$ 3.668.415,75
Sandovalina	9	4.248	R\$376,13	R\$1.597.789,92	R\$ 1.603.614,09
Santa Adélia	9	15.397	R\$49,96	R\$769.227,72	R\$ 7.179.669,15
Santa Albertina	9	5.993	R\$151,27	R\$906.590,20	R\$ 2.285.118,04
Santa Bárbara d'Oeste	19	192.536	R\$73,60	R\$14.171.175,97	R\$ 127.962.574,45
Santa Branca	9	14.717	R\$99,45	R\$1.463.535,26	R\$ 7.377.856,12
Santa Clara d'Oeste	9	2.118	R\$449,13	R\$951.255,97	R\$ 1.224.674,98
Santa Cruz da Conceição	9	4.461	R\$137,28	R\$612.412,02	R\$ 4.432.234,96
Santa Cruz da Esperança	9	2.124	R\$321,06	R\$681.929,36	R\$ 458.015,65
Santa Cruz das Palmeiras	11	33.975	R\$29,68	R\$1.008.208,53	R\$ 12.723.479,77
Santa Cruz do Rio Pardo	13	47.395	R\$69,95	R\$3.315.047,11	R\$ 30.341.491,79
Santa Ernestina	9	5.611	R\$141,84	R\$795.880,84	R\$ 1.642.541,62
Santa Fé do Sul	9	32.076	R\$40,98	R\$1.314.319,81	R\$ 24.252.571,11
Santa Gertrudes	9	26.403	R\$134,89	R\$3.561.471,22	R\$ 19.188.975,38
Santa Isabel	15	56.792	R\$102,17	R\$5.802.263,83	R\$ 28.647.585,79
Santa Lúcia	9	8.779	R\$93,24	R\$818.555,55	R\$ 1.488.312,88
Santa Maria da Serra	9	6.107	R\$79,10	R\$483.073,14	R\$ 1.823.633,20
Santa Mercedes	9	2.935	R\$212,18	R\$622.742,27	R\$ 640.573,85
Santa Rita do Passa	9	27.514	R\$53,23	R\$1.464.487,63	R\$ 19.112.699,24



Câmara Municipal de Assis

ESTADO DE SÃO PAULO

Quatro

Santa Rita d'Oeste	9	2.510	R\$223,36	R\$560.624,43	R\$ 610.318,46
Santa Rosa de Viterbo	11	26.322	R\$62,31	R\$1.640.254,76	R\$ 11.961.689,52
Santa Salete	9	1.539	R\$411,39	R\$633.136,15	R\$ 552.792,82
Santana da Ponte Pensa	9	1.507	R\$245,89	R\$370.558,01	R\$ 408.205,88
Santana de Parnaíba	17	136.517	R\$157,32	R\$21.477.510,98	R\$ 542.551.366,11
Santo Anastácio	11	20.889	R\$93,26	R\$1.948.175,66	R\$ 8.108.660,21
Santo André	21	716.109	R\$65,11	R\$46.627.547,36	R\$ 1.324.200.557,58
Santo Antônio da Alegria	9	6.880	R\$134,11	R\$922.659,94	R\$ 2.554.471,81
Santo Antônio de Posse	11	23.085	R\$113,76	R\$2.626.168,66	R\$ 16.013.300,59
Santo Antônio do	9	8.356	R\$208,49	R\$1.742.131,42	R\$ 4.396.979,39
Aracanguá					
Santo Antônio do Jardim	9	5.968	R\$147,55	R\$880.588,81	R\$ 2.358.805,35
Santo Antônio do Pinhal	9	6.794	R\$135,85	R\$922.978,84	R\$ 3.652.841,12
Santo Expedito	9	3.086	R\$192,50	R\$594.062,82	R\$ 1.207.183,67
Santópolis do Aguapeí	9	4.736	R\$106,64	R\$505.050,44	R\$ 906.348,46
Santos	21	432.957	R\$116,43	R\$50.407.794,79	R\$ 1.588.260.958,55
São Bento do Sapucaí	9	10.862	R\$92,31	R\$1.002.687,08	R\$ 4.705.753,76
São Bernardo do Campo	28	833.240	R\$73,20	R\$60.992.380,62	R\$ 1.324.200.557,58
São Caetano do Sul	19	160.275	R\$307,36	R\$49.262.578,60	R\$ 555.797.782,84
São Carlos	21	249.415	R\$80,14	R\$19.989.276,21	R\$ 274.826.308,10
São Francisco	9	2.826	R\$213,91	R\$604.509,83	R\$ 692.001,16
São João da Boa Vista	15	90.637	R\$28,08	R\$2.545.506,28	R\$ 73.335.151,70
São João das Duas Pontes	9	2.574	R\$288,41	R\$742.376,50	R\$ 686.670,61
São João de Iracema	9	1.912	R\$356,42	R\$681.482,07	R\$ 651.168,96
São João do Pau d'Alho	10	2.111	R\$242,96	R\$512.885,75	R\$ 576.574,25
São Joaquim da Barra	11	51.447	R\$55,93	R\$2.877.216,46	R\$ 28.625.316,30
São José da Bela Vista	9	8.895	R\$123,10	R\$1.094.944,04	R\$ 1.928.886,52
São José do Barreiro	9	4.151	R\$158,61	R\$658.391,30	R\$ 1.311.784,67
São José do Rio Pardo	13	54.763	R\$63,78	R\$3.492.819,10	R\$ 28.845.666,41
São José do Rio Preto	17	456.245	R\$46,98	R\$21.433.809,10	R\$ 561.040.777,88
São José dos Campos	21	713.943	R\$71,05	R\$50.723.076,09	R\$ 816.793.595,70
São Lourenço da Serra	9	15.667	R\$114,99	R\$1.801.538,79	R\$ 8.515.092,08
São Luís do Paraitinga	9	10.684	R\$125,40	R\$1.339.804,25	R\$ 4.596.048,84
São Manuel	13	40.781	R\$82,94	R\$3.382.238,08	R\$ 18.864.712,28
São Miguel Arcanjo	11	32.859	R\$45,99	R\$1.511.226,33	R\$ 9.429.885,81
São Pedro	13	35.318	R\$65,34	R\$2.307.694,02	R\$ 29.444.542,18
São Pedro do Turvo	9	7.636	R\$123,56	R\$943.515,17	R\$ 2.745.385,93
São Roque	15	89.943	R\$57,13	R\$5.138.651,99	R\$ 80.581.941,93
São Sebastião	12	87.596	R\$184,55	R\$16.165.862,81	R\$ 308.949.104,43
São Sebastião da Gramma	9	12.205	R\$79,12	R\$965.664,27	R\$ 4.318.928,35
São Simão	9	15.257	R\$72,05	R\$1.099.289,29	R\$ 11.637.466,45
São Vicente	15	363.173	R\$50,99	R\$18.518.625,05	R\$ 351.063.704,93
Sarapuá	9	10.177	R\$73,64	R\$749.413,34	R\$ 3.404.040,38
Sarutaíá	9	3.646	R\$196,21	R\$715.373,90	R\$ 696.540,92





Câmara Municipal de Assis

ESTADO DE SÃO PAULO

Sebastianópolis do Sul	9	3.470	R\$279,37	R\$969.427,99	R\$	1.929.644,79
Serra Azul	9	14.334	R\$57,06	R\$817.905,64	R\$	2.330.311,99
Serra Negra	13	29.001	R\$71,02	R\$2.059.689,59	R\$	32.694.648,48
Serrana	13	44.555	R\$59,86	R\$2.666.985,67	R\$	20.219.978,90
Sertãozinho	17	124.453	R\$85,88	R\$10.688.457,46	R\$	115.878.879,52
Sete Barras	9	12.884	R\$113,19	R\$1.458.362,48	R\$	2.430.709,45
Severínia	11	17.328	R\$94,78	R\$1.642.330,32	R\$	3.998.951,53
Silveiras	9	6.264	R\$141	R\$883.195,61	R\$	4.699.964,26
Socorro	9	40.648	R\$49,72	R\$2.020.921,56	R\$	27.693.963,39
Sorocaba	20	671.186	R\$72,89	R\$48.924.404,35	R\$	874.949.509,78
Sud Mennucci	9	7.708	R\$152,83	R\$1.178.011,42	R\$	3.903.850,56
Sumaré	21	278.571	R\$64,34	R\$17.922.120,75	R\$	174.545.833,89
Suzanápolis	9	3.911	R\$191,74	R\$749.913,98	R\$	1.950.814,93
Suzano	19	294.638	R\$85,48	R\$25.187.088,04	R\$	229.837.705,67
Tabapuã	9	12.328	R\$105,91	R\$1.305.647,03	R\$	5.034.747,76
Tabatinga	9	16.345	R\$56,34	R\$920.882,58	R\$	3.573.819,58
Taboão da Serra	13	285.570	R\$91,69	R\$26.185.179,28	R\$	219.116.536,08
Taciba	9	6.240	R\$175,24	R\$1.093.482,27	R\$	2.167.755,86
Taguaí	9	13.569	R\$70,51	R\$956.814,48	R\$	2.797.446,80
Talaçu	9	6.268	R\$122,62	R\$768.573,26	R\$	2.126.005,56
Taiúva	9	5.568	R\$177,38	R\$987.651,14	R\$	2.528.958,43
Tambau	11	23.182	R\$53,53	R\$1.240.824,83	R\$	12.150.706,54
Tanabi	11	25.830	R\$78,48	R\$2.027.181,28	R\$	10.949.353,70
Tapiraí	9	7.850	R\$133,41	R\$1.047.276,80	R\$	1.574.794,17
Tapiratiba	9	12.970	R\$75,11	R\$974.179,24	R\$	3.381.437,25
Taquaral	9	2.810	R\$210,27	R\$590.870,36	R\$	729.264,58
Taquaritinga	15	56.984	R\$50,22	R\$2.861.496,14	R\$	33.557.648,26
Taquarituba	11	23.180	R\$70,86	R\$1.642.461,38	R\$	10.465.549,31
Taquarivaí	9	5.792	R\$174,88	R\$1.012.917,24	R\$	1.810.984,81
Tarabai	9	7.395	R\$119,07	R\$880.526,14	R\$	2.024.090,85
Tarumã	9	14.812	R\$99,35	R\$1.471.588,27	R\$	8.235.615,21
Tatui	17	120.533	R\$84,57	R\$10.193.784,60	R\$	78.438.957,95
Taubaté	19	311.854	R\$86,91	R\$27.102.154,32	R\$	290.653.601,55
Tejupá	9	4.574	R\$218,08	R\$997.493,82	R\$	888.554,14
Teodoro Sampaio	11	23.019	R\$64,17	R\$1.477.212,87	R\$	7.220.739,66
Terra Roxa	9	9.302	R\$112,08	R\$1.042.583,67	R\$	1.472.807,04
Tietê	9	41.622	R\$33,60	R\$1.398.656,49	R\$	25.614.540,26
Timburi	9	2.663	R\$278,01	R\$740.346,13	R\$	1.066.540,66
Torre de Pedra	9	2.401	R\$283,09	R\$679.699,20	R\$	550.609,70
Torrinha	9	9.963	R\$54,62	R\$544.152,92	R\$	3.709.492,65
Trabiju	9	1.709	R\$325,22	R\$555.797,19	R\$	499.999,22
Tremembé	9	46.642	R\$85,99	R\$4.010.798,35	R\$	32.191.092,02
Três Fronteiras	9	5.781	R\$135,45	R\$783.037,37	R\$	2.222.438,98
Tuiuti	9	6.808	R\$112,14	R\$763.437,35	R\$	983.712,41
Tupã	15	65.477	R\$93,72	R\$6.136.766,99	R\$	47.760.843,10



Câmara Municipal de Assis

ESTADO DE SÃO PAULO

Tupi Paulista	9	15.404	R\$84,93	R\$1.308.302,45	R\$ 6.038.549,23
Turiúba	9	2.012	R\$355,65	R\$715.565,63	R\$ 973.583,46
Turmalina	9	1.759	R\$365,67	R\$643.210,53	R\$ 701.166,80
Ubarana	9	6.216	R\$177,93	R\$1.106.029,29	R\$ 1.900.222,26
Ubatuba	10	89.747	R\$135,55	R\$12.164.757,86	R\$ 143.156.189,50
Ubirajara	9	4.754	R\$176,81	R\$840.557,47	R\$ 1.012.558,27
Uchoa	9	10.068	R\$158,44	R\$1.595.186,14	R\$ 6.150.147,32
União Paulista	9	1.823	R\$417,23	R\$760.613,04	R\$ 634.896,60
Urânia	9	9.108	R\$66,26	R\$603.466,03	R\$ 2.663.061,33
Uru	9	1.177	R\$323,76	R\$381.062,25	R\$ 638.902,28
Urupês	9	13.727	R\$61,19	R\$839.930,43	R\$ 6.275.822,81
Valentim Gentil	9	13.115	R\$68,53	R\$898.781,17	R\$ 4.864.461,35
Valinhos	17	127.123	R\$131,05	R\$16.659.446,85	R\$ 211.298.260,14
Valparaíso	11	26.130	R\$57,38	R\$1.499.466,47	R\$ 9.734.086,99
Vargem	9	10.378	R\$80,32	R\$833.600,09	R\$ 2.531.711,04
Vargem Grande do Sul	13	42.573	R\$42,45	R\$1.807.145,70	R\$ 20.661.607,66
Vargem Grande Paulista	9	51.702	R\$122,85	R\$6.351.670,81	R\$ 52.276.874,65
Várzea Paulista	11	120.572	R\$56,40	R\$6.800.251	R\$ 45.328.358,39
Vera Cruz	9	10.864	R\$84,89	R\$922.291,14	R\$ 3.525.299,41
Vinhedo	13	77.308	R\$91,16	R\$7.047.635,81	R\$ 127.131.156,72
Viradouro	9	18.775	R\$67,13	R\$1.260.380,69	R\$ 7.814.500,79
Vista Alegre do Alto	9	8.626	R\$130,73	R\$1.127.715,88	R\$ 3.512.407,26
Vitória Brasil	9	1.834	R\$325,61	R\$597.171,78	R\$ 500.727,51
Votorantim	11	121.331	R\$74,97	R\$9.096.556,18	R\$ 104.828.809,28
Votuporanga	15	93.736	R\$55,36	R\$5.189.674,85	R\$ 70.351.621,34
Zacarias	9	2.684	R\$281,14	R\$754.574,52	R\$ 1.045.607,46